

**sashwindows.ie**  
87 Bracken Hill,  
Sandyford,  
Dublin 18.

Tel. (01) 2130213 Mob. (086)2554945  
[www.sashwindows.ie](http://www.sashwindows.ie)



Unlimited Polymer Solutions



## REHAU-HERITAGE

### SYSTEM DESCRIPTION

# REHAU HERITAGE VERTICAL SLIDER SYSTEM DESCRIPTION

THE FUTURE OF TRADITION

- Superb traditional sightlines give the REHAU-Heritage vertical slider unrivalled authenticity.



## 2. General description and features

### simple construction

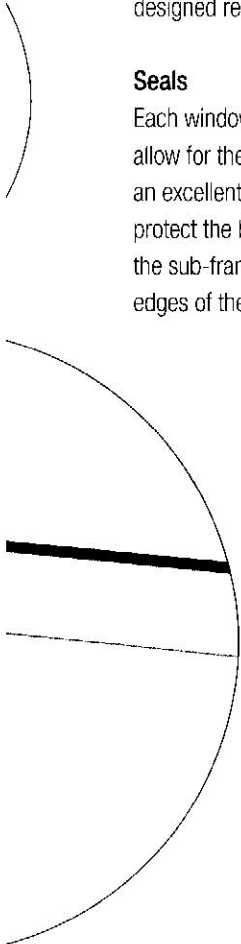
Two sashes built into the frame that can slide in opposing directions and will remain in any desired position. The sub-frame, which makes up 3 sides of the window (most popular configuration), is welded at the top two corners and mechanically joined at the bottom with a sill by means of screws. The sill is sealed off at each end with an end cap to prevent water ingress into the walls of the property. The sub-frame can also be an all welded construction with a clip-in sill. This detail is used in installations where stone sills are present.

### Cutting-edge profile design

The three chambered sash profiles are designed with two front chambers to achieve good heat insulation characteristics and allow isolated drainage. The third chamber, allows the fitting of efficiently, designed reinforcement sections.

### Seals

Each window frame contains six weather seal locator grooves, which allow for the insertion of seals between sash and frame. This creates an excellent barrier against both water and air ingress. In order to protect the brush seals against dirt and driving rain from the outside, the sub-frame is stepped twice. Furthermore, by concealing the edges of the sashes an outstanding insulation factor is achieved.

- 
- Together with the traditional detailing, the system's thermal, structural, weather and security performance allow the replacement of deteriorated sash windows with a modern day equivalent.

### Fittings

A wide variety of standard hardware fittings may be used (Please see your chosen hardware supplier for full details), as the REHAU-Heritage system has been designed to accommodate as wide a range as possible so that all hardware requirements can be covered without limitation. Steel reinforced sliding latches allow the sashes to be tilted inwards to enable the window to be cleaned from the inside of the property and this facility is concealed for aesthetic and safety reasons. These can be locked off if desired to prevent unauthorised tilting of the sash. Standard balances of 14mm or 19mm diameter may be used with the REHAU- Heritage system. It is also possible to fix all hardware into a specially designed steel or aluminium section for increased performance.

### 3. System summary

- Stepped frame with either mechanically jointed sill or fully welded options.
- Supplementary profiles and seals, including Georgian Bars with 'Silver' gasketry.
- A comprehensive range of additional profiles from the REHAU-Tritec 60mm casement system allow for easy and versatile installation options.
- Optional Heritage style horn replicates traditional timber aesthetics – patented design.
- A contemporary window style is also available with the use of glazing bead profiles from the REHAU-Tritec 60mm casement system.

### 4. Sash options

Heritage applications – 3 sash profiles which replicate the traditional putty line chamfer externally and a sculptured joinery detail on the glazing bead to the inside. Traditional timber aesthetics can be replicated by combining sight lines of 42mm, 52mm or 62mm with the 75mm Heritage Deep Bottom Rail. The 10mm incrementally stepped sash profiles allow for equal glazing sight lines to run from top to bottom sash, which creates an aesthetically pleasing finished product.

### 5. Colour

- The main profiles are extruded to REHAU's own white colour reference 159. All gaskets and Low-level co-extruded profiles are available in an aesthetically pleasing 'Silver' colour as standard, to match with the Aluminium spacer bar within standard sealed units.
- Additionally, REHAU-Heritage can receive the REHAU Acryl II colour coating giving a total of more than 150 RAL colours.

## 6. Maximum sizes

The maximum sizes for the REHAU-Heritage system are contained within the Manufacturing Instructions and are broken down into easy to use tables and vary dependent on the exposure category of the location of installation.

Full details and guidance are available from REHAU Sales Offices.

## 7. Areas of application

The REHAU-Heritage Vertical Slider is designed to be used in homes and prestige installations, both newly built or in refurbishment of older buildings. It is of particular interest to those engaged in the renovation of historical or listed buildings. The introduction of the Heritage sash profiles followed extensive consultation and research with conservation bodies and housing associations.

## 8. Material

REHAU PVC-U extruded profiles are made from REHAU's own recipe of window grade PVC-U called RAU PVC 1406 which it developed and has used with great success in all of its European window and door systems for over 25 years. However, the suitability of this material for use in windows and doors outside of the UK should be checked with REHAU.

## 9. REHAU-Heritage system performance


Standard window assemblies have undergone physical performance validation tests for:

- Profiles extruded to BS EN 12608 and listed under the REHAU kite mark license 13358 (to be confirmed during 2006).
- Manufacturers of the REHAU-Heritage Vertical Slider will be able to apply for BS 7412 accreditation for the quality of manufacture and performance of the finished product.
- Structural Performance in accordance with BS 6375 Part 1 (to be confirmed during 2006).
- Weather Performance in accordance with BS 6375 Part 1 (to be confirmed during 2006).
- Designed to meet the Security Performance requirements set out in the Draft BS7950 document due for issue during 2006.
- Thermal Performance – Hot box testing to be confirmed during 2006.

- Acoustic Performance – Noise reduction rating to be confirmed during 2006.
- BBA certificate will also be awarded during 2006.

## 10. Technical notes for fabricators

- a) The mechanically jointed sill and frame allow optional drainage without the specific need for special routing operations.
- b) The stepped frame ensures a window that is not only reliable but also offers excellent insulation, whilst having aesthetically pleasing sight lines.
- c) The triple brush seals included in the outerframe create an excellent barrier against water and air.
- d) There is a high-performance closed cell polyethylene seal between the outerframe and sill to prevent water ingress into the property's brickwork.
- e) Standard glazing unit sizes of 24mm and 28mm can be accommodated within the system sash profiles as standard.
- f) The glazing beads are clipped into the sash along their entire length, and have co-extruded low-level gaskets. In addition to the Heritage styled sculptured glazing beads, square edged aluminium beads are also available which allow for easy fixing of the lock keep and a more secure fixing for increased security.
- g) REHAU standard supplementary profiles and Georgian bars are compatible with this system.
- h) Standard balances of 14mm or up to 19mm diameter may be used with this system.
- i) REHAU specific fixing groove cover allows for easy and concealed fixing. (patent pending)


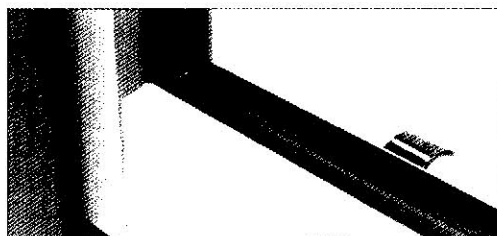


## 11. Technical sales arguments

- a) The REHAU-Heritage Vertical Slider offers slim sightlines comparable with original timber design features.
- b) The stepped frame design and the triple brush seal guarantee a good seal against water and air penetration.
- c) The 137mm outerframe allows for minimal rendering after installation.
- d) The Central Concealed Fixing Groove within the frame allows for easy no-hassle installation. (patent pending)
- e) The 60mm spaced outerframe legs allow for lug fixing on installation and also accommodate a wide range of ancillary profile such as bay poles and extension profiles from the REHAU-Tritec 60mm casement system.
- f) The front double chamber design ensures a high heat insulation value and good isolation of the metal reinforcing. In addition, this design allows good drainage and ventilation.

- g) Security is achieved when the window is closed by means of the cam-lock and the interlock. The interlock makes the operation of the cam-lock impossible from the outside. When requested, the interlock profile can be installed without the normal routing so that authorised/trained persons can only operate with the tilt-inward facility.
- h) Additional security profiles can be incorporated into the build of the window so that high levels of security performance can be attained. For instance, the Security Bar prevents the bottom sash from being forced by means of a crow bar or similar.
- i) All fittings can be fixed by screws either into steel or aluminium or through special details into walls of PVC-U.
- j) Offering two different sill options – mechanically jointed or fully welded caters for all normal installation requirements. In addition, the Large Sill profile at 225mm offers a New Build solution.
- k) REHAU specific fixing groove cover allows for easy and concealed fixing. (patent pending)

Note – Before specification, refer to the Heritage Manufacturing Instructions for further advice.



The mechanically jointed heritage deep bottom rail adds further authenticity to the finished window.

- Steel reinforced finger latches provide excellent security.

## UK & IRELAND SALES OFFICES

For all large commercial projects, please contact our London Office

### London

REHAU Ltd  
The Building Centre  
26 Store Street,  
London  
WC1E 7BT

Tel: (0207) 580 6155  
Fax: (0207) 307 8595

### Slough

Units J & K  
Langley Business Centre  
Station Road  
Langley  
Slough SL3 8DS

Tel: (01753) 588500  
Fax: (01753) 588501

### Birmingham

Tameside Drive,  
Holford Way,  
Witton,  
Birmingham  
B6 7AY

Tel: (0121) 344 2300  
Fax: (0121) 344 2301

### Manchester

Brinell Drive,  
Irlam,  
Manchester  
M44 5BL

Tel: (0161) 777 7400  
Fax: (0161) 777 7401

### Glasgow

Phoenix House,  
Phoenix Crescent,  
Strathclyde Business Park,  
Bellshill, North Lanarkshire  
ML4 3NJ

Tel: (01698) 503700  
Fax: (01698) 503701

### Dublin

9 St. Johns Court  
Business Park,  
Swords Road,  
Santry,  
Dublin 9

Tel: 00353 (0)1 8165020  
Fax: 00353 (0)1 8165021